


THE NANTAHALA CRAFTSMAN



FEATURES:

2,848 square feet

3 bedrooms • 2 1/2 baths (options to 4)

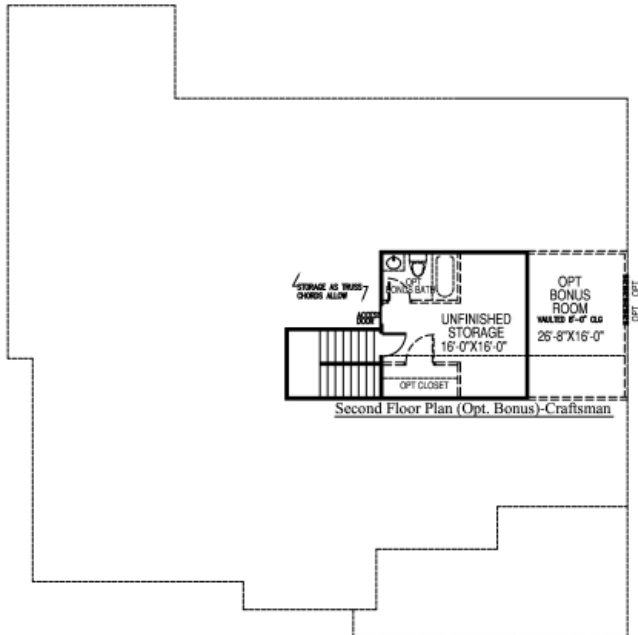
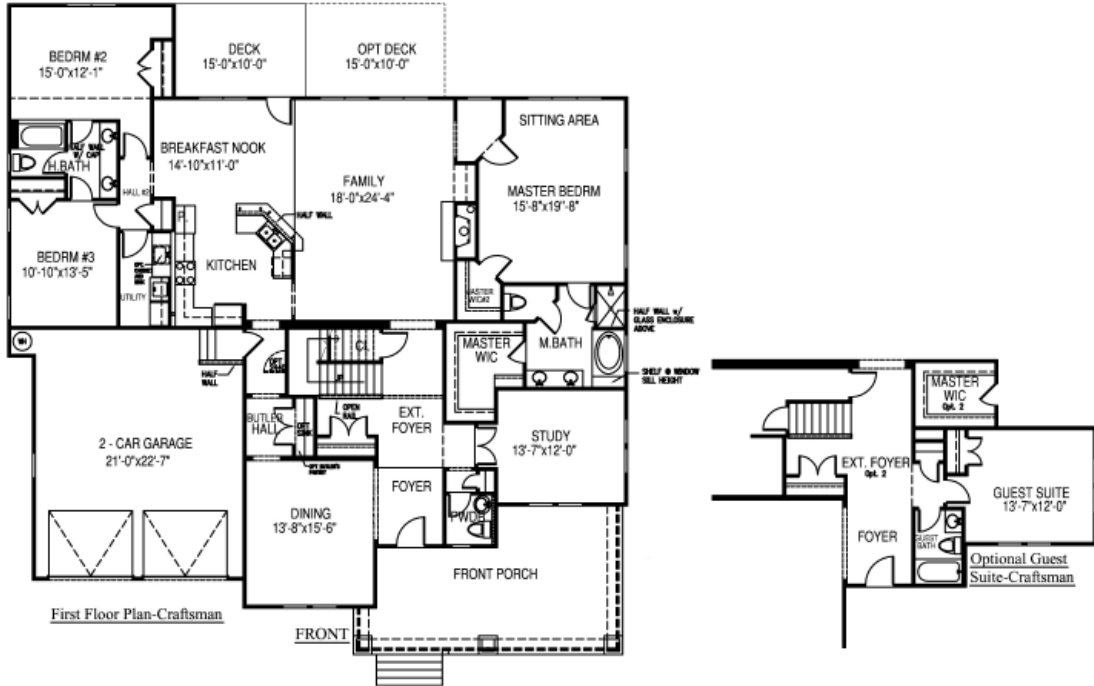
Study or optional guest suite • Large unfinished storage room

Optional bonus room



BILTMORE FARMSSM
HOMES

www.biltmorefarmshomes.com



Floor plans and renderings are artists' conceptions that may vary in detail from the actual homes. Floor plans and renderings are preliminary and not for construction. Room dimensions and square footage are approximate.

All dimensions and specifications (including square footages) are approximate and artist's conceptions. Product availability, prices, floor plans, elevations, and specification levels are subject to change without notice or obligation. Biltmore Farms HomesSM is a trademark of Biltmore Farms, LLC. Biltmore Estate[®] is a registered trademark of The Biltmore Company, Inc., Asheville, NC, which owns and operates Biltmore Estate[®] independently of Biltmore Farms, LLC. ©2007 Biltmore Farms, LLC

